

melos

Laykold® GUIDE

Customer Version



FOR TENNIS AND
MULTISPORTS FACILITIES
**ACRYLIC SPORTS
SURFACES**

TENNIS
BASKETBALL
VOLLEYBALL
FOOTBALL

OVER 100,000,000 m² OF LAYKOLD SPORTS SURFACES INSTALLED SINCE 1970!

Laykold designed FOR ALL SPORTS



The Laykold acrylic system is an all-weather hard court coating that is both hard-wearing and durable. It can be easily adapted to meet a whole host of criteria in the areas of performance, playability and appearance. For instance, a specially made rubber cushion can be integrated into the system to improve the cushioning effect and, in turn, the comfort of play. The wide choice of colours allows you to add a creative splash to your asphalt or concrete surfaces whether old or new.

Thanks to the minimal maintenance requirements and low installation costs, you can reinvigorate existing concrete and asphalt surfaces, and extend the life of existing courts. The main application areas are tennis courts and multi-sports surfaces (for basketball, volleyball, football). Laykold is also a popular solution for roller sports or schools.

Laykold was first used in the 1920s until 1930s. Since then, this surface has been installed at more than 100,000 sports facilities throughout the world. During the tennis boom of the 1960s and 70s, Laykold became established as one of the few materials suitable for hard court surfaces. Thanks to the versatility that it offers today, Laykold has become the global market leader for outdoor tennis courts.

THE RIGHT SYSTEM TO SUIT ANY REQUIREMENTS

	HARD COURT SYSTEMS			CUSHIONED SYSTEMS		
	LAYKOLD COLORCOAT	LAYKOLD ADVANTAGE	LAYKOLD MASTERS COLOR	LAYKOLD MASTERS 5	LAYKOLD MASTERS 8	
UV-resistant colours	■	■	■	■	■	
Slip-resistant	■	■	■	■	■	
Durable, recoatable	■	■	■	■	■	
Glare-free	■	■	■	■	■	
High abrasion resistance			■	■	■	
Cushioning				■	■	
Water-impermeable	■	■	■	■	■	
Factory-textured Topcoat		■	■	■	■	
Resource conservation	■	■	■	■	■	
Developed for existing sub-floors with imperfections in the form of				■	■	
Wide choice of colours	■	■	■	■	■	



CONTENT	
References	4–11
Colour chart	12
Laykold ColorCoat	13
Laykold Advantage	14
Laykold Masters Color	15
Laykold Masters 5	16
Laykold Masters 8	17
Dimensions	18–19
Sub-floor recommendation	20
Installation of Laykold Systems	21
Recommended care and cleaning	22–23


**Hard Rock Stadium
Miami, Florida**





**Nike Stanton Street
Courts by KAWS**

**Andrew Jackson
Elementary School,
Santa Ana CA
Soccer Court**



Fed Cup Asheville

© Steve Atkins, Fox Cove Photography



Club Mediterra Pickleball Courts



Seed School, Washington DC Soccer Court





**Linden Park,
Columbus OH
Soccer Court**

**Kipp School,
Houston TX
Soccer Court**

**Palmer Park,
Chicago IL
Soccer Court**



Colour chart



More colours on request.

Laykold® ColorCoat


Cost-effective, acrylic hard court coating system

The Laykold ColorCoat acrylic system is an all-weather hard court coating that is both hard-wearing and durable. Its main areas of application are tennis courts and multi-sports surfaces (for basketball, volleyball, football). The wide choice of colours allows you to add a creative splash to your asphalt or concrete surfaces whether old or new.

Laykold ColorCoat is laid seamlessly without any joints. With its textured and water-impermeable surface, it offers optimum sporting characteristics.

-  WIDE CHOICE OF COLOURS
-  UV-RESISTANT COLOURS
-  SLIP-RESISTANT
-  DURABLE
-  WATER-IMPERMEABLE
-  RESOURCE CONSERVATION
-  CERTIFIABLE

System structure



System properties

PROPERTIES	STANDARD	RESULT
Thickness	DIN EN 1969	≥ 1 mm
Friction	DIN EN 13036-4	101 (dry) / 60 (wet)
Abrasion resistance	DIN EN ISO 5470-1	1.02 g
ITF coefficient of restitution	ITF CS 01 / 02	0.79
ITF coefficient of friction	ITF CS 01 / 02	0.68
ITF Court Pace Rating	ITF CS 01 / 02	35 (medium)



Laykold® Advantage


Durable multi-sports surfaces with Laykold Advantage

The Laykold Advantage acrylic system is an all-weather hard court coating that is both hard-wearing and durable. Its main areas of application are tennis courts and multi-sports surfaces (for basketball, volleyball, football). Regardless of how and where it is installed, a consistent surface structure can be achieved thanks to the defined quartz sand prefilling. Laykold Advantage is available in several colours, allowing you to add a creative splash to your asphalt or concrete surfaces whether old or new.

Laykold Advantage is laid seamlessly without any joints. With its textured and water-impermeable surface, it offers optimum sporting characteristics.

-  WIDE CHOICE OF COLOURS
-  UV-RESISTANT COLOURS
-  SLIP-RESISTANT
-  DURABLE
-  WATER-IMPERMEABLE
-  FACTORY-TEXTURED TOPCOAT
-  RESOURCE CONSERVATION
-  CERTIFIABLE

System structure



System properties

PROPERTIES	STANDARD	RESULT
Thickness	DIN EN 1969	≥ 1 mm
Friction	DIN EN 13036-4	101 (dry) / 60 (wet)
Abrasion resistance	DIN EN ISO 5470-1	1.02 g
ITF coefficient of restitution	ITF CS 01 / 02	0.79
ITF coefficient of friction	ITF CS 01 / 02	0.68
ITF Court Pace Rating	ITF CS 01 / 02	35 (medium)



Laykold® Masters Color


High abrasion resistance with Laykold Masters Color

The Laykold Masters Color acrylic system is an all-weather hard court coating that is both hard-wearing and durable. Its main areas of application are tennis courts and multi-sports surfaces (for basketball, volleyball, etc.). One of the stand-out features of Laykold Masters Color is its high abrasion resistance. Regardless of how and where it is installed, a consistent surface structure can be achieved thanks to the defined quartz sand prefilling. Laykold Master Color is available in several colours, allowing you to add a creative splash to your asphalt or concrete surfaces whether old or new.

Laykold Masters Color is laid seamlessly without any joints. With its textured and water-impermeable surface, it offers optimum sporting characteristics.

-  WIDE CHOICE OF COLOURS
-  UV-RESISTANT COLOURS
-  SLIP-RESISTANT
-  DURABLE
-  LOW ABRASION
-  WATER-IMPERMEABLE
-  FACTORY-TEXTURED TOPCOAT
-  RESOURCE CONSERVATION
-  CERTIFIABLE

System structure



System properties

PROPERTIES	STANDARD	RESULT
Thickness	DIN EN 1969	≥ 1 mm
Friction	DIN EN 13036-4	99 (dry) / 60 (wet)
Abrasion resistance	DIN EN ISO 5470-1	0.50 g
ITF coefficient of restitution	ITF CS 01 / 02	0.79
ITF coefficient of friction	ITF CS 01 / 02	0.68
ITF Court Pace Rating	ITF CS 01 / 02	35 (medium)




Laykold Masters 5

Comfort of play like no other thanks to the cushioning effect of the Laykold Masters 5

Laykold Masters 5 is an all-weather acrylic system that is both hard-wearing and durable with a cushioning effect to improve the comfort of play. Its main areas of application are tennis courts and multi-sports surfaces (for basketball, volleyball, football). Regardless of how and where it is installed, a consistent surface structure can be achieved thanks to the defined quartz sand prefilling. Laykold Masters 5 is available in several colours, allowing you to add a creative splash to your asphalt or concrete surfaces whether old or new.

Laykold Masters 5 is laid seamlessly without any joints. With its textured and water-impermeable surface, it offers optimum sporting characteristics.

System structure



System properties

PROPERTIES	STANDARD	RESULT
Thickness	DIN EN 1969	5 mm
Impact absorption	DIN EN 14808	14 %
Vertical deformation	DIN EN 14809	0.5 mm
Vertical ball behaviour	DIN EN 12235	98 %
Angled ball behaviour	DIN EN 13865	29 (slow)
Friction	DIN EN 13036-4	99 (dry) / 65 (wet)
Abrasion resistance	DIN EN ISO 5470-1	0.52 g
Tensile strength (EN 12230)	DIN EN 12230	0.65 MPa / 60 %

- WIDE CHOICE OF COLOURS
- UV-RESISTANT COLOURS
- SLIP-RESISTANT
- DURABLE
- LOW ABRASION
- GOOD CUSHIONING EFFECT
- WATER-IMPERMEABLE
- FACTORY-TEXTURED TOPCOAT
- RESOURCE CONSERVATION
- CERTIFIABLE




Laykold Masters 8

Optimum sporting characteristics with Laykold Masters 8

Laykold Masters 8 is an all-weather acrylic system that is both hard-wearing and durable and features a superb cushioning effect to improve the comfort of play. Its main areas of application are tennis courts and multi-sports surfaces (for basketball, volleyball, football). Regardless of how and where it is installed, a consistent surface structure can be achieved thanks to the defined quartz sand prefilling. Laykold Masters 8 is available in several colours, allowing you to add a creative splash to your asphalt or concrete surfaces whether old or new.

Laykold Masters 8 is laid seamlessly without any joints. With its textured and water-impermeable surface, it offers optimum sporting characteristics.

System structure



System properties

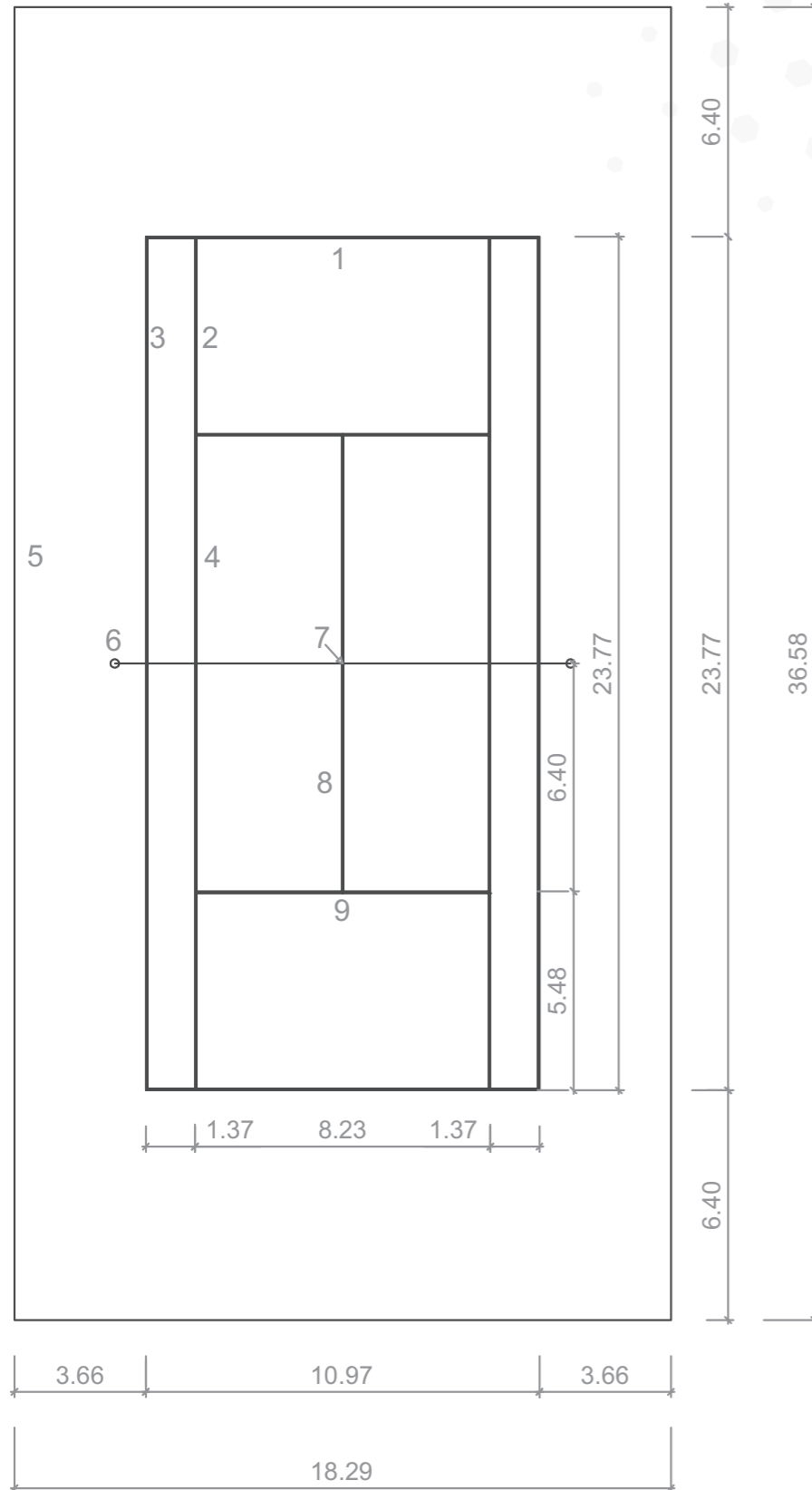
PROPERTIES	STANDARD	RESULT
Thickness	DIN EN 1969	8 mm
Impact absorption	DIN EN 14808	23 %
Vertical deformation	DIN EN 14809	0.8 mm
Vertical ball behaviour	DIN EN 12235	103 %
Angled ball behaviour	DIN EN 13865	30 (slow)
Friction	DIN EN 13036-4	99 (dry) / 65 (wet)
Abrasion resistance	DIN EN ISO 5470-1	0.52 g
Tensile strength (EN 12230)	DIN EN 12230	1.81 Mpa / 53 %

- WIDE CHOICE OF COLOURS
- UV-RESISTANT COLOURS
- SLIP-RESISTANT
- DURABLE
- LOW ABRASION
- EXCELLENT CUSHIONING EFFECT
- WATER-IMPERMEABLE
- FACTORY-TEXTURED TOPCOAT
- RESOURCE CONSERVATION
- CERTIFIABLE



Dimensions

Tennis court

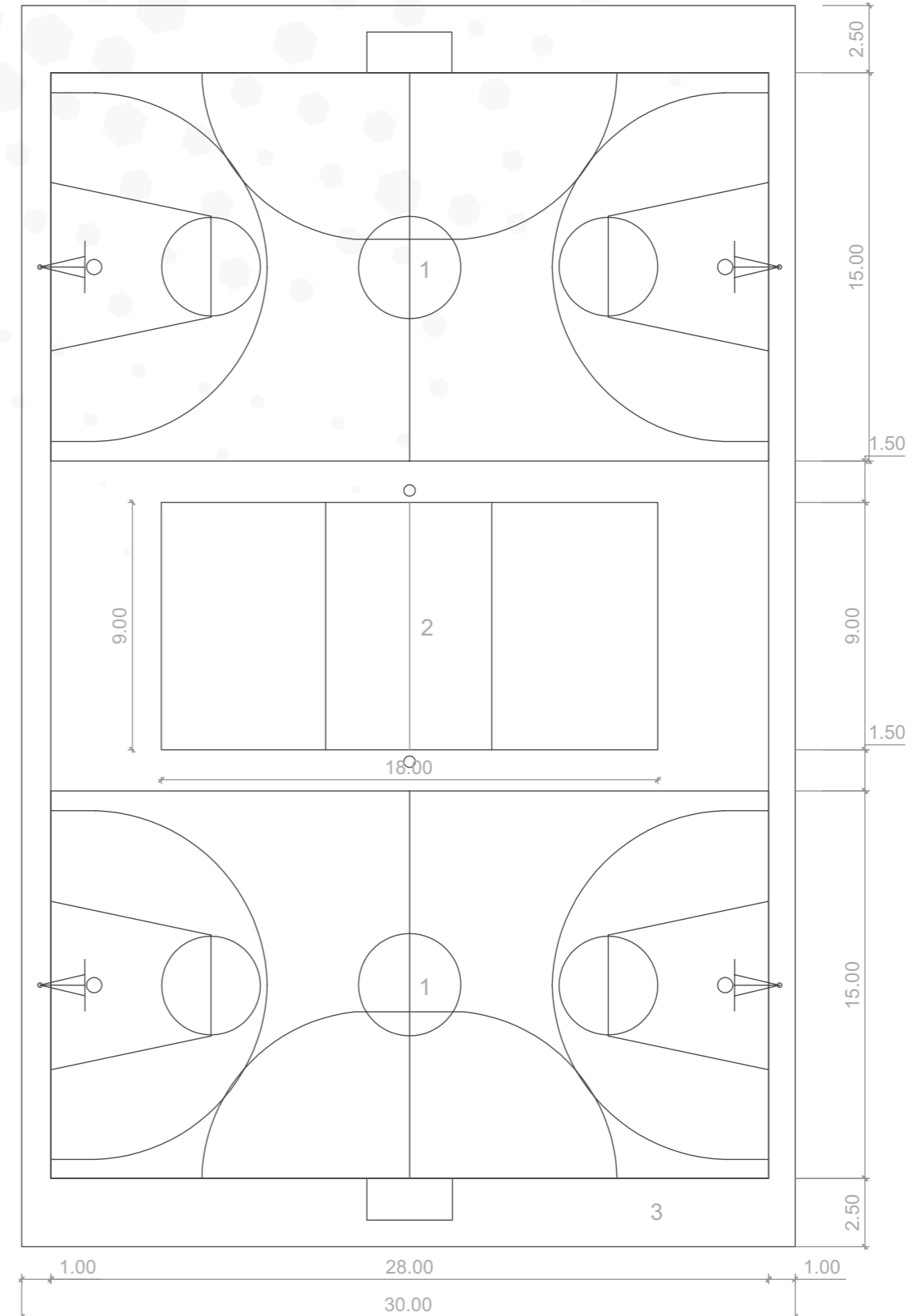


Legende

- 1 Base line
- 2 Singles sideline
- 3 Doubles sideline
- 4 Singles and doubles alley lines
- 5 Perimeter
- 6 Posts
- 7 Net (Net height: 0.914 m from ground)
- 8 Centre service line
- 9 Service line

all dimensions in m

Multi-sports surface



Legende

- 1 Basketball
- 2 Volleyball
- 3 Safety area circulating
- Total field: handball- and soccer pitch

all dimensions in m

Sub-floor recommendation

With acrylic tennis court coatings, the flatness requirements for the formation are extremely stringent. Melos GmbH recommends having a water-impermeable asphalt to serve as a sub-floor. The following non-binding recommendation applies to all Laykold systems.

It is also possible to install Laykold systems on a concrete formation/base.

However, concrete surfaces (particularly outdoor ones) tend to develop stress cracks because concrete is a hard/brittle material. Laykold ColorCoat, Advantage and Masters Color do not have any crack-bridging properties and so any cracks that occur in the concrete base may also appear in the Laykold systems.

Melos GmbH expressly draws attention to the fact that no claims for defects in the supplied products can be made as a result of this.

Slope

It is absolutely essential that outdoor asphalt/concrete tennis courts be constructed with a uniform slope (running from side to side). Tennis court slopes are supposed to have a steepness of 0.8% (tolerance +/-0.2%).

We recommend a slope of 1%. This is conducive to water drainage and helps to remove residual water. Indoor courts can be constructed without a slope.

Slope overview

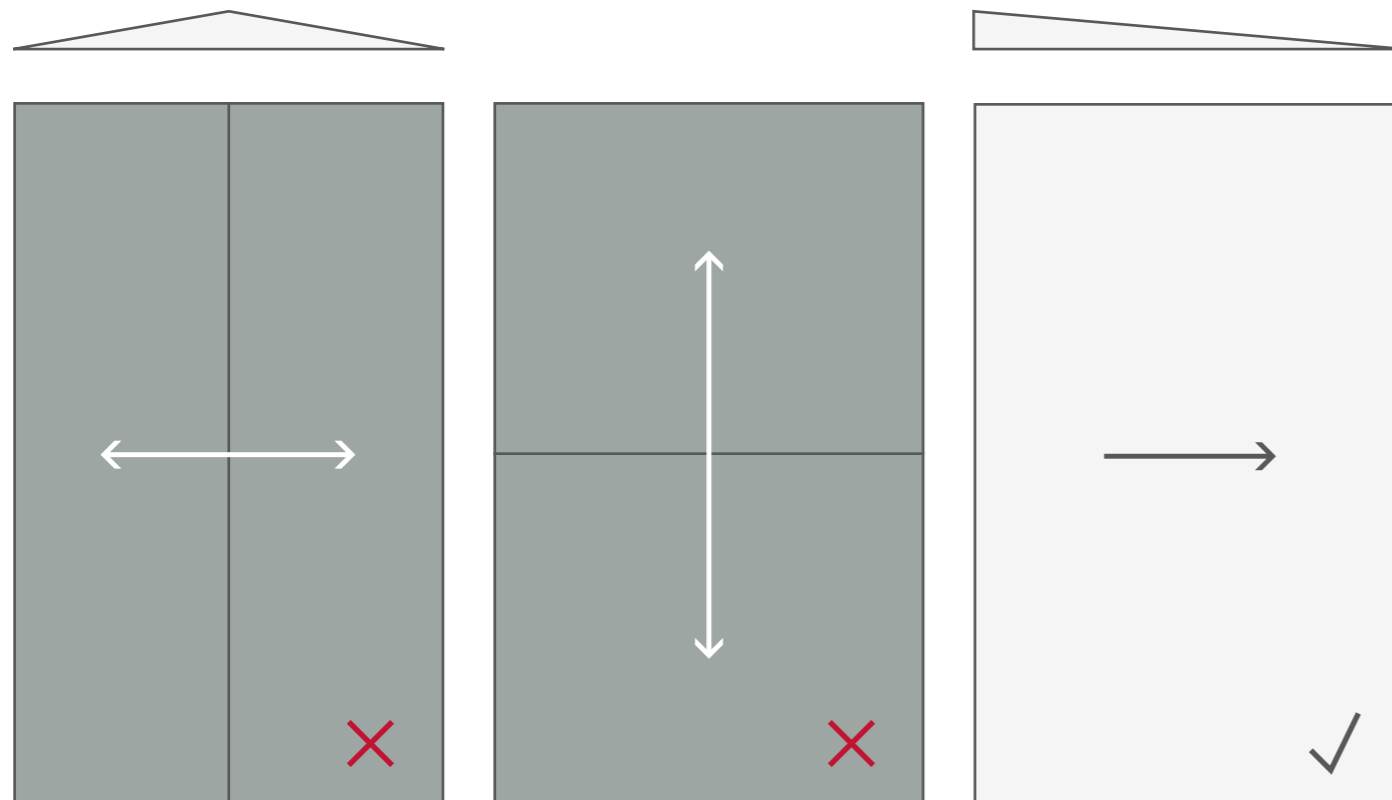


Fig. 1: Lengthways gable roof slope

Fig. 2: Crossways gable roof slope

Fig. 3: Pent roof slope

Installation of the Laykold Systems



Applying the Laykold Resurfacer



Applying the LM Topcoat



Colour transition



Taping in preparation for line paint

Recommended care and cleaning

1. General cleaning and maintenance

Laykold systems generally require minimal care and maintenance. The amount of work required depends heavily on the local environmental conditions and how intensively the court is used. The conditions can be divided into two categories:

a. Low-maintenance environments

Environments with low levels of dirt and minimal dust. This means, for example, that indoor spaces are classed as low-maintenance areas.

a) Outdoor areas

Depending on the amount of surface dirt, the courts must be cleaned roughly once a week with a broom, air blower or wet broom. Foreign matter must be washed away with a water hose if possible.

b) Indoor areas

Depending on how intensively the court is used, indoor areas must be cleaned once every 2 to 4 weeks with a walk-behind (or similar) cleaning machine to get rid of any dust and dirt. Heavy soiling or stains must be removed with a floor scrubber machine with a soft brush/pad. Dirty water should be drained directly from the surface.

b. Maintenance-intensive environments

Environments with significant levels of air pollution (such as dust, foliage and traffic fumes) are classed as high-maintenance environments; generally, these will be outdoor areas.

Use a water hose to remove foreign matter from the surface at least once a week to prevent pollutants from accumulating. If the surface gets dirty or stained, it can be cleaned with a floor scrubber machine with a soft brush/pad. When cleaning the surface, you should also use a biodegradable cleaning agent.

When using a cleaning agent, observe the manufacturer's specifications and rinse it off immediately with clean tap water.

2. Possible types of contamination

a. Contamination caused by vegetation

Courts that have a lot of trees and vegetation nearby must be properly looked after to prevent excessive ingress of organic matter from plants (e.g. leaves and grass clippings). Certain constituents of foliage/plants will cause stains if they are left lying around for too long.

Furthermore, mould may form in these areas if they are allowed to combine with rainwater.

We recommend the following cleaning process:

- Sweep away foreign matter (such as foliage/plants) with a

broom.

- Wash the surface with clean water.
- Use a diluted sodium hypochlorite solution (liquid swimming pool chlorine); the dilution rate will depend on the extent of the mould infestation.
- Spread the solution over the mould-infested area with a broom and leave it to work for 10 to 15 minutes. Do not allow it to dry.
- Hose the surface down thoroughly with clean water to remove any residual solution.
- More heavily infested areas may require additional treatment. In particularly difficult cases, the surface will have to be sprayed with a powerful jet of water and treated with sodium hypochlorite. Other moss and algae killers are available from retail outlets.

b. Contamination caused by organic animal matter

Prolonged exposure to bird droppings and worms will cause the Laykold surface to decompose. Therefore, these contaminants must be removed immediately with a mechanical scraper and/or a high-pressure cleaner. If the desired cleaning results are not achieved, you can use a residue-free, biodegradable cleaning agent (rinse it off with water).

If the organic animal matter cannot be removed, the system may start to blister or flake (with the damage extending as far as the asphalt). In this case, the defect will have to be repaired by a Laykold specialist company.



c. Food and drink residues

We recommend wet cleaning the surface immediately. If any stains appear, use the same cleaning methods as for contamination caused by vegetation.

Treat chewing gum residues with a freeze spray and carefully remove them mechanically with a rubber scraper.

d. Fat and oil residues

We recommend using a residue-free, organic cleaning agent to remove these contaminants. Several cleaning cycles may be required. After treating the area, rinse it with clean water.

e. Signs of wear and tear

Only wear shoes with white and/or abrasion-resistant soles. People using the court should clean their shoes before stepping onto it so that no stones, twigs or other sharp objects can damage the surface. Certain soles may leave black marks on the surface. These marks can generally be removed by using a residue-free, biodegradable cleaning agent and a brush with rigid bristles. Marks caused by shoe soles will be more obvious on new surfaces.

Laykold Masters surfaces are resistant to normal racket contact. Nevertheless, if the surface receives heavy blows from a metal racket at a sharp angle, minor scratches may be caused. This type of damage is normally restricted to the upper layers and can be easily repaired. In this case, the defect should be repaired by a Laykold specialist company.



Notes:

- We recommend that you test all cleaning methods and their effects on an inconspicuous area to make sure they are compatible before you start using them more generally.
- Do not use any solutions made from powdered calcium hypochlorite, as these will leave white residues behind on the surface once dry.
- Keep the product away from plants, animals and children, and wear protective clothing.
- Observe the local environmental regulations.
- Laykold surfaces must not be used on solvent-based products such as thinning agents and similar products.
- Avoid point loads such as metal chair legs, heavy trolleys/carts and stiletto heels.



melos

Melos GmbH
Bismarckstrasse 4 – 10
49324 Melle | Germany
Phone +49 54 22 94 47-0
Fax +49 54 22 59 81
info@melos-gmbh.com
www.melos-gmbh.com